





Report File Name

Summary Field Name	Parent Object Type	Parent Object Name
Sample Reports		
Sales Reports		
 CrossTab.rpt		
Sum ({Orders.Order Amount}, {Customer.Region})	Formula	{@Group Footer #1a {Customer.Region} - A_BackgroundColor}
Sum ({Orders.Order Amount}, {Customer.City})	Section	Group Header #2 {Customer.City} - A
 Discount Report.rpt		
Sum ({Orders.Order Amount}, {Customer.Region})	Formula	{@Group Footer #1 {Customer.Region} - A_BackgroundColor}
 Product Details.rpt (Subreport)		
Sum ({@Amount}, {Orders.Order ID})	Section	Group Footer #2 {Orders.Order ID} - A
 Employee Performance Report.rpt		
Count ({Orders.Order ID}, {Customer.Country})	Section	Group Header #3 {Customer.Country} - A Group Header #4 {Customer.Region} - A Group Header #5 {Customer.City} - A