














Formula Field Name	Parent Object Type	Parent Object Name
 Sample Reports		
 Sales Reports		
{@Amount}  <i>Product Details.rpt (Subreport)</i>	Section SummaryField	Details Sum ({@Amount}, {Orders.Order ID})
 <i>Product Details.rpt (Subreport)</i>	Section	Details
{@Handled by}  <i>Employee Performance Report.rpt</i>	GroupField	GroupName ({@Handled by})
{@Late orders}  <i>Employee Performance Report.rpt</i>	Section SummaryField	Details b Sum ({@Late orders}, {Customer.Region})
{@Order +Tax}  <i>Discount Report.rpt</i>	RunningTotal Formula Section SummaryField	{#Count High Sales} {#Sales To Date} {@Order +Tax_FontColor} {@Order +Tax_FontStyle} {@Statement} {@Subtotal Order+tax} Details Sum ({@Order +Tax}, {Customer.Customer Name}) Sum ({@Order +Tax}, {Customer.Region})
{@Order subtotal}  <i>Discount Report.rpt</i>	Formula Section	{@OrderAsPerSubtotal} Group Footer #4 {Customer.Customer Name} - A
{@OrderAsPerSubtotal}  <i>Discount Report.rpt</i>	Section	Details
{@Rgional total}  <i>Cross Tab.rpt</i>	Section	Group Footer #1a {Customer.Region} - A
{@Shipped within time}  <i>Employee Performance Report.rpt</i>	Formula Section	{@Late orders} Details b
{@Statement}  <i>Discount Report.rpt</i>	Section	Group Footer #1 {Customer.Region} - A
{@Subtotal Order+tax}  <i>Discount Report.rpt</i>	Section	Group Footer #4 {Customer.Customer Name} - A